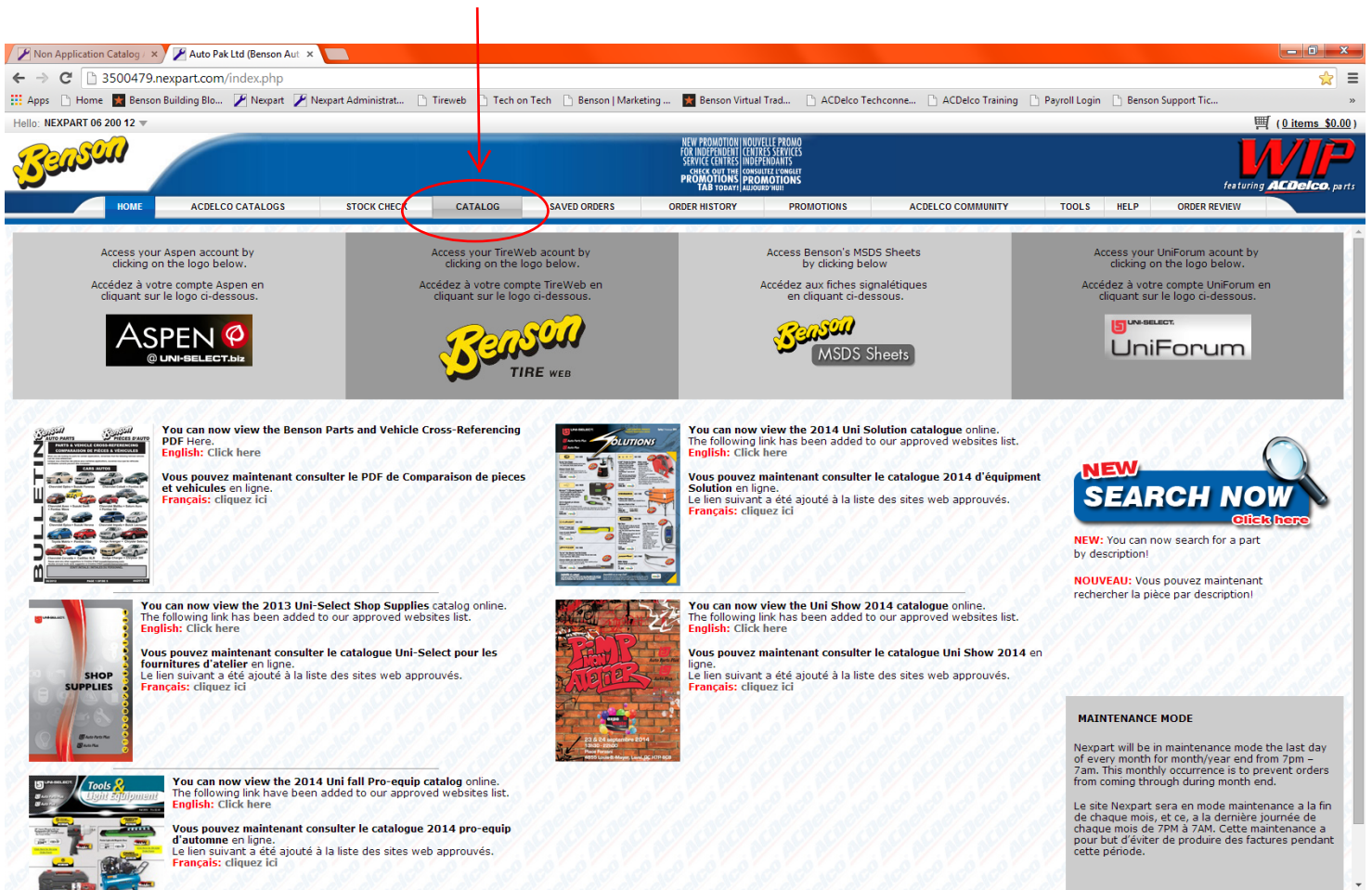


Benson AUTO PARTS

The Market - Non-Application Catalog

"The Market" is an online catalog that you can look up items such as gloves, sealants, gasket makers, chemicals, fluids, tools etc. This is for all non-vehicle specific items.

To access "The Market", go to www.nexpart.com and login. Select Catalog from the top menu.



The screenshot shows the Benson Auto Parts website interface. The top navigation bar includes links for HOME, ACDELCO CATALOGS, STOCK CHECK, **CATALOG** (circled in red), SAVED ORDERS, ORDER HISTORY, PROMOTIONS, ACDELCO COMMUNITY, TOOLS, HELP, and ORDER REVIEW. Below the navigation bar, there are four account access sections: ASPEN, Benson TIRE WEB, Benson MSDS Sheets, and UniForum. The main content area features several promotional banners for various catalogs, including a PDF comparison tool, the 2014 Uni Solution catalog, the 2013 Uni-Select Shop Supplies catalog, the 2014 Uni Show catalog, and the 2014 Uni fall Pro-equip catalog. A 'NEW SEARCH NOW' button is also visible, along with a 'MAINTENANCE MODE' notice at the bottom right.

NEW PROMOTION! NOUVELLE PROMO FOR INDEPENDENT CENTRES SERVICES SERVICE CENTRES INDEPENDANTS CHECK OUT THE COMBINEZ PROMOTIONS TAB TODAY! AROUND HERE!

WIP featuring **ACDelco** parts

Access your Aspen account by clicking on the logo below.
Accédez à votre compte Aspen en cliquant sur le logo ci-dessous.

Access your TireWeb account by clicking on the logo below.
Accédez à votre compte TireWeb en cliquant sur le logo ci-dessous.

Access Benson's MSDS Sheets by clicking below
Accédez aux fiches signalétiques en cliquant ci-dessous.

Access your UniForum account by clicking on the logo below.
Accédez à votre compte UniForum en cliquant sur le logo ci-dessous.

ASPEN
@UNI-SELECT.biz

Benson
TIRE WEB

Benson
MSDS Sheets

UNI-SELECT
UniForum

NEW
SEARCH NOW
Click here

NEW: You can now search for a part by description!
NOUVEAU: Vous pouvez maintenant rechercher la pièce par description!

MAINTENANCE MODE

Nexpart will be in maintenance mode the last day of every month for month/year end from 7pm - 7am. This monthly occurrence is to prevent orders from coming through during month end.

Le site Nexpart sera en mode maintenance à la fin de chaque mois, et ce, à la dernière journée de chaque mois de 7PM à 7AM. Cette maintenance a pour but d'éviter de produire des factures pendant cette période.

You can now view the Benson Parts and Vehicle Cross-Referencing PDF Here.
English: Click here
Vous pouvez maintenant consulter le PDF de Comparaison de pieces et vehicules en ligne.
Français: cliquez ici

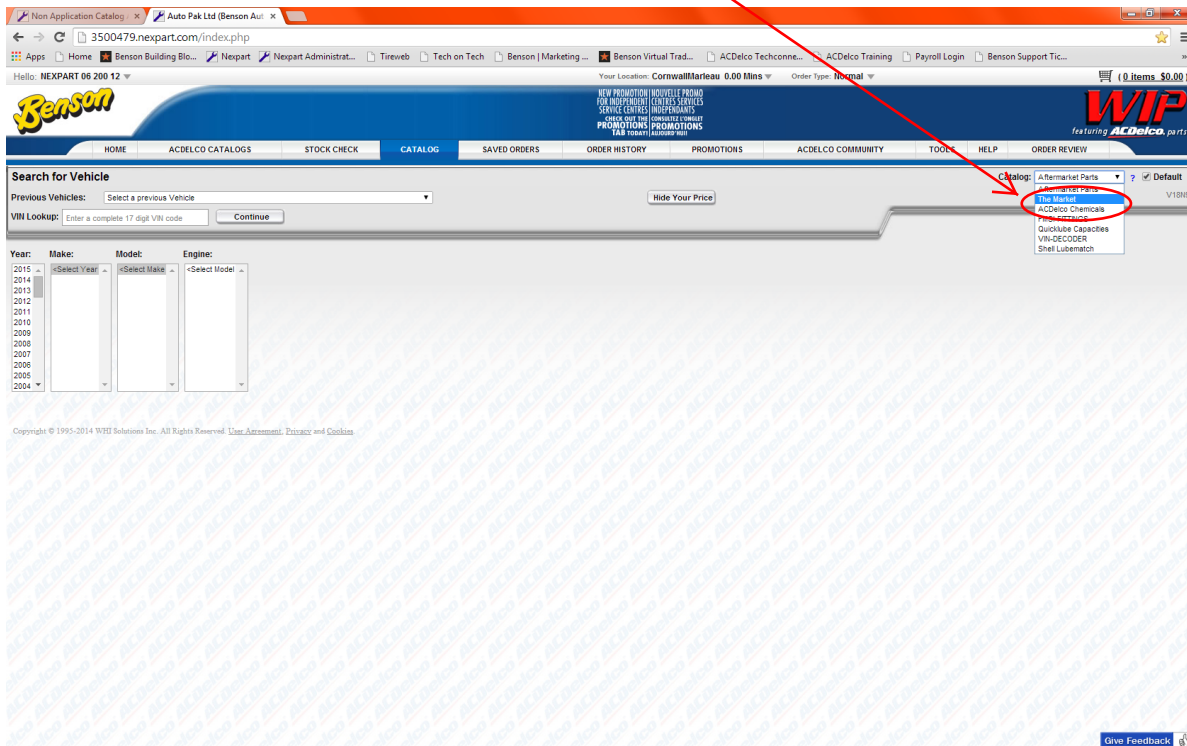
You can now view the 2014 Uni Solution catalogue online.
The following link has been added to our approved websites list.
English: Click here
Vous pouvez maintenant consulter le catalogue 2014 d'équipement Solution en ligne.
Le lien suivant a été ajouté à la liste des sites web approuvés.
Français: cliquez ici

You can now view the 2013 Uni-Select Shop Supplies catalog online.
The following link has been added to our approved websites list.
English: Click here
Vous pouvez maintenant consulter le catalogue Uni-Select pour les fournitures d'atelier en ligne.
Le lien suivant a été ajouté à la liste des sites web approuvés.
Français: cliquez ici

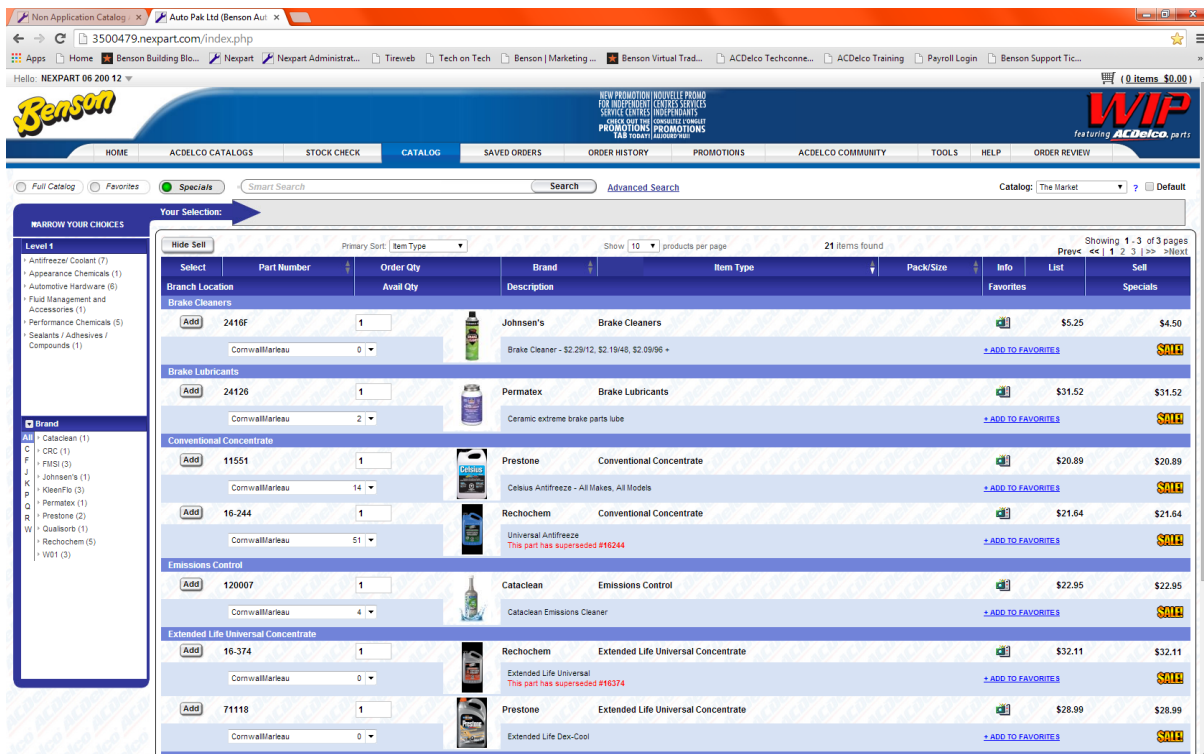
You can now view the Uni Show 2014 catalogue online.
The following link has been added to our approved websites list.
English: Click here
Vous pouvez maintenant consulter le catalogue Uni Show 2014 en ligne.
Le lien suivant a été ajouté à la liste des sites web approuvés.
Français: cliquez ici

You can now view the 2014 Uni fall Pro-equip catalog online.
The following link have been added to our approved websites list.
English: Click here
Vous pouvez maintenant consulter le catalogue 2014 pro-equip d'automne en ligne.
Le lien suivant a été ajouté à la liste des sites web approuvés.
Français: cliquez ici

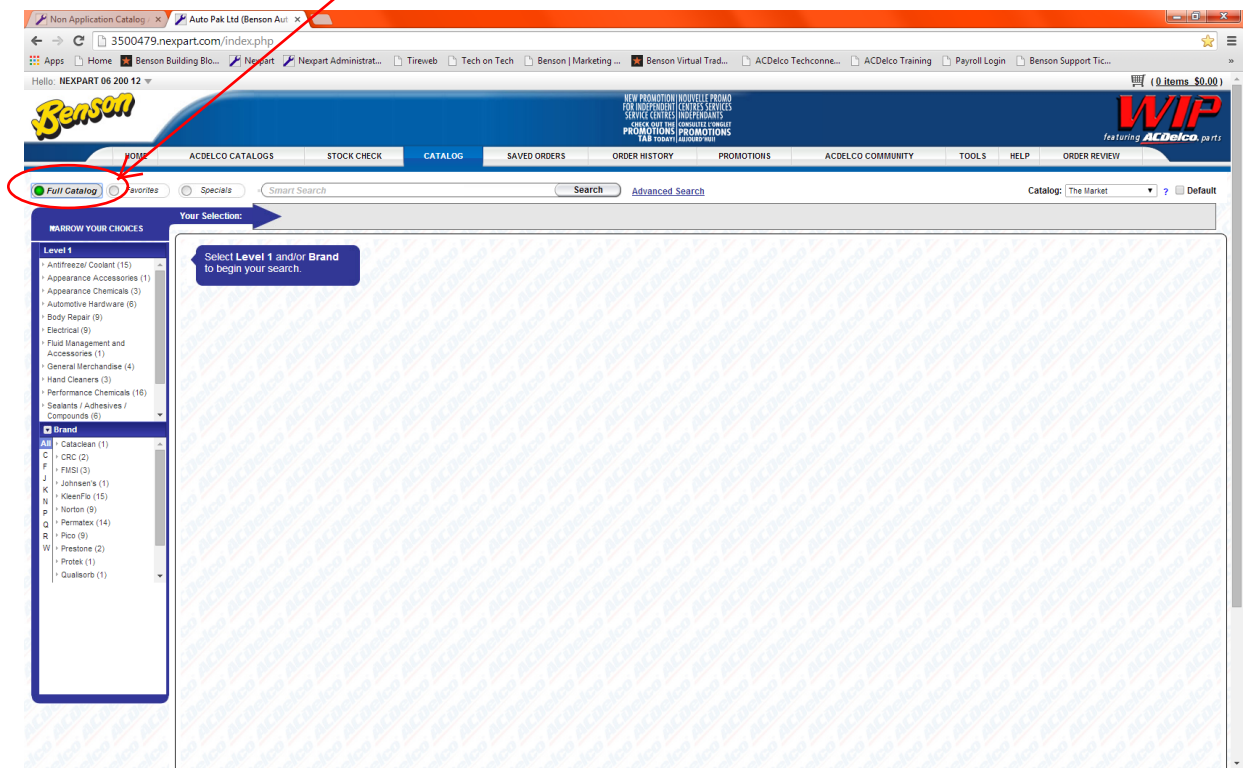
When the catalog opens, you will move your mouse over to the drop down menu beside the word "Catalog" and click the drop down arrow. You will then see "The Market" in the list of catalogs that are available. Click on "The Market".



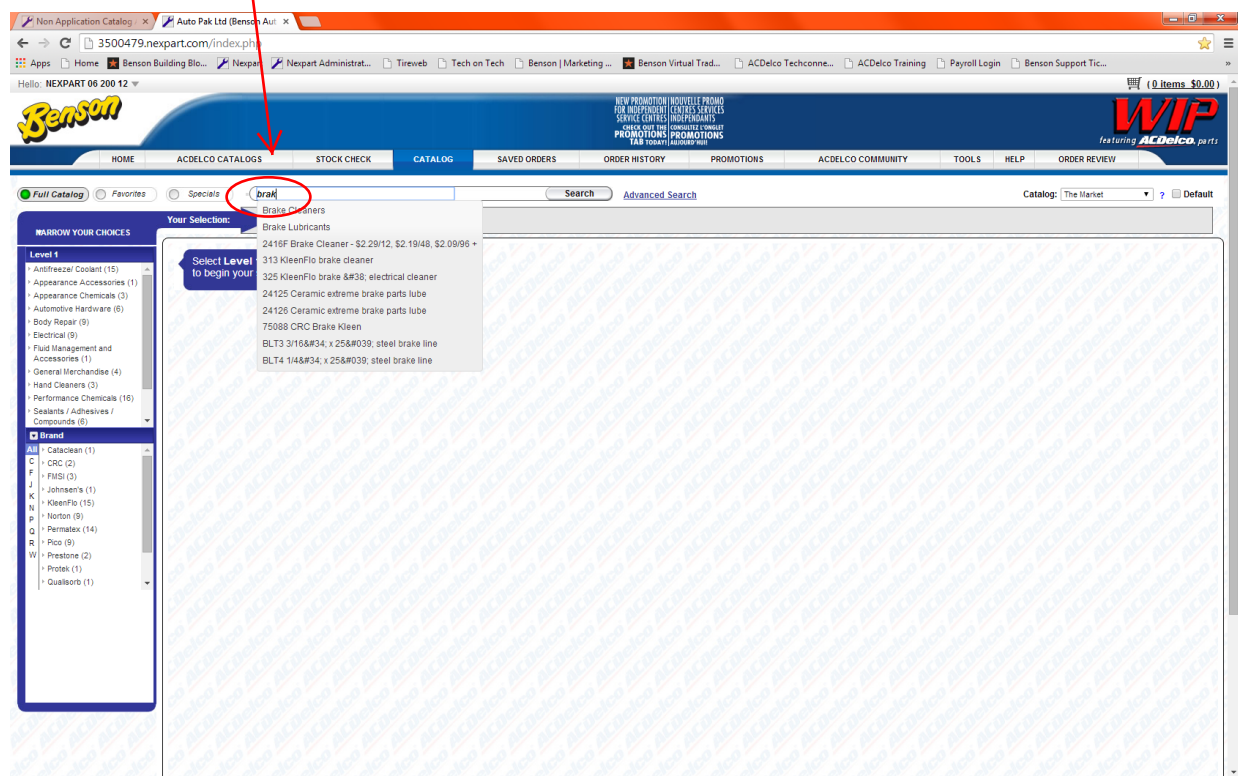
Welcome to "The Market". The first page that displays will be the monthly specials. These items will change at the beginning of every month, so be sure to keep an eye on them.



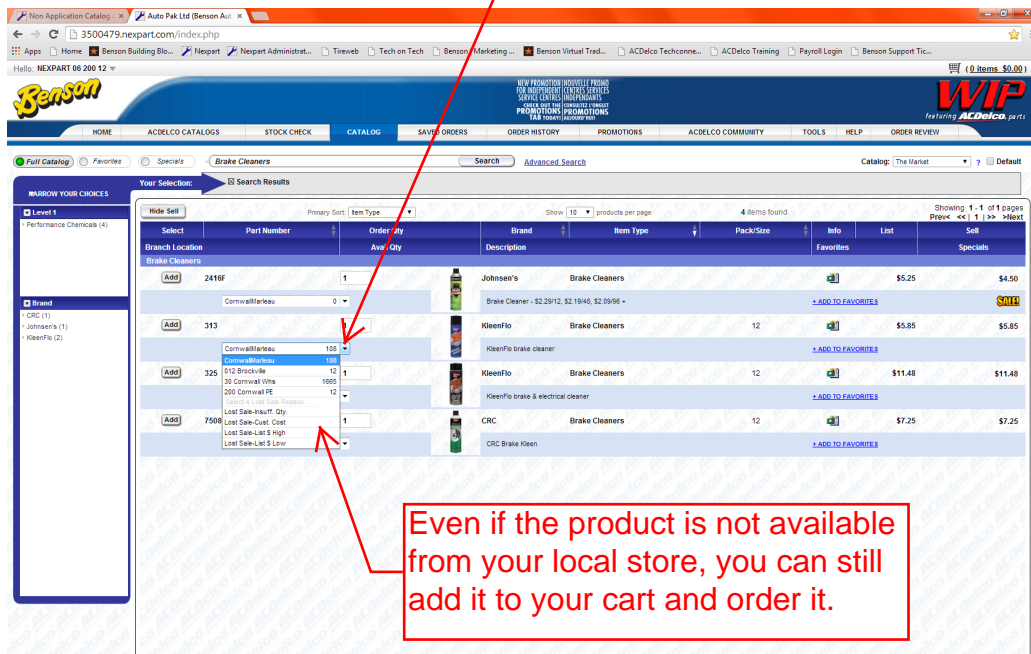
To view the full non-application catalog, click on "Full Catalog" in the top left. You can now either do a Smart Search, or select the categories and drill down to what you are looking for.



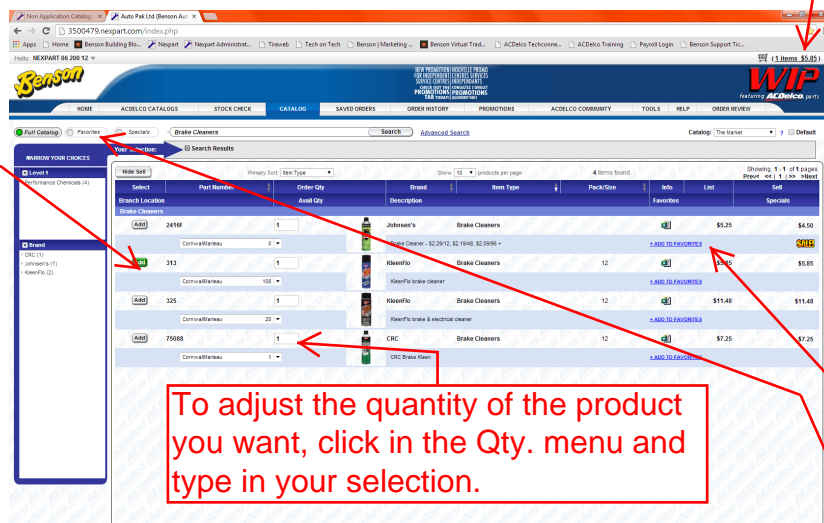
Using the Smart Search is probably the quickest and easiest way to access what you are looking for. Just start typing what you want in the Smart Search and it will give you suggested results based on what you are typing, similar to Google search, as you can see in the example below.



As you can see here, we have searched for brake cleaners. It has populated a list of brake cleaners in the catalog display. You can check inventory locations by selecting the dropdown arrow in the location menu.



You can add a product to your order basket by clicking on the "Add" button. The button will turn green when it has been added.



When you have successfully added a product to your order basket, you will see your new order total updated. Click on order basket if you are finished shopping to go to the order screen.

You can add products to your "Favourite" list so that you do not have to look them up all the time. You can access your "Favourite" list at any time by selecting the "Favourites" catalog.

If you click on the order basket or "Order Review", it will take you to the order screen.

The screenshot shows the NEXPART checkout interface. At the top, there is a navigation bar with links like HOME, ACDELCO CATALOGS, STOCK CHECK, CATALOG, SAVED ORDERS, ORDER HISTORY, PROMOTIONS, ACDELCO COMMUNITY, TOOLS, HELP, and ORDER REVIEW. A 'CHECKOUT' banner includes a 'Purchase Order:' field and a 'Place Order' button. Below this is the 'ORDER DETAILS' section with options for Branch (CornwallMarleau), Order Type (Normal), and Delivery Method (Regular Delivery). A table lists the items in the cart, including 'Brake Cleaners / KleanFlo brake cleaner' with a quantity of 12 and a price of \$5.85. The 'Order Comments' section has a text area and a 'Send me an email/text notification' checkbox. At the bottom, there are 'Save Order As' and 'Existing Saved Orders' fields, along with 'Update Existing' and 'Replace Existing' buttons. Three red callout boxes provide instructions: one for the 'Purchase Order' field, one for the 'Place Order' button, and one for the 'Order Comments' text area.

Enter a Purchase Order here if you use them.

To place your order, click here.

Enter any invoice notes here ie. stock, rush, need tomorrow.